



Erasmus+

Zmienia życie, otwiera umysły

# STAWIAMY NA ROZWÓJ

Projekt w ramach Akcji 1 Edukacji szkolnej

# Informacje ogólne

Program: Erasmus+

Akcja kluczowa: Mobilność edukacyjna

Typ akcji: Krótkoterminowe projekty na rzecz mobilności uczniów i kadry w sektorze edukacji szkolnej

Data rozpoczęcia projektu: 02.09.2021r.

Koniec projektu: 01.03.2023r.

Czas trwania projektu: 18 miesięcy



# CELE PROJEKTU

- ▶ Podniesienie poziomu znajomości języka angielskiego wszystkich uczestników projektu. Popularyzowanie wśród nauczycieli i uczniów nauki języka angielskiego.
- ▶ Podniesienie kompetencji w zakresie pracy z uczniem o specjalnych potrzebach edukacyjnych. Wyrównywanie szans edukacyjnych uczniów.
- ▶ Poprawienie jakości nauczania dzięki rozbudowaniu warsztatu metodycznego i poznaniu europejskich modeli edukacyjnych oraz nowatorskich podejść i najlepszych praktyk w dziedzinie edukacji.
- ▶ Kształtowanie świadomości i postaw ekologicznych. Zwiększanie poczucia odpowiedzialności za środowisko.


# 4 KRAJE EUROPEJSKIE



# 13 NAUCZYCIELI

- ▶ Anna Bizoń
- ▶ Izabela Bogacz–Sośnicka
- ▶ Monika Bryndza
- ▶ Renata Bylica
- ▶ Natalia Kolber
- ▶ Marta Lorenc
- ▶ Ewelina Matuszkiewicz
- ▶ Renata Mrzygłód
- ▶ Ewa Rajda
- ▶ Marta Saferna
- ▶ Elżbieta Szymak
- ▶ Janusz Uznański
- ▶ Barbara Walusiak

# 5 RÓŻNYCH SZKOLEŃ

- ▶ Fluency and English Language Development for Educational Staff
  - ▶ Methodology Revisited, Revitalised, Reenergised– Language Teaching Methodology
  - ▶ Introducing Project Based Learning in the Classroom
  - ▶ Outdoor education: Environmental and culture heritage exploration and story-telling. Cultural ecology.
  - ▶ Special Needs: The Challenge of Inclusion
- 

# *Introducing Project Based Learning in the Classroom*

- ▶ 6-dniowy kurs metodyczny–praca metodą PBL
- ▶ interaktywny i oparty na praktyce kurs mający na celu dostarczenie konkretnych przykładów, pomysłów i narzędzi inspirujących i wspierających nauczycieli w planowaniu lekcji metodą PBL.
- ▶ Hiszpania
- ▶ 3 uczestników



# OUR NEED TO KNOW LIST


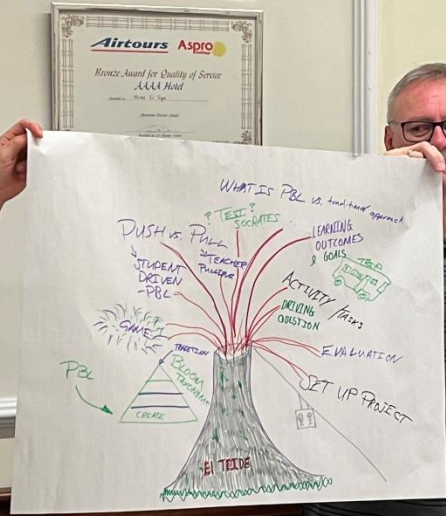
- ARE THERE SOME THINGS / CONCEPTS / IDEAS THAT WE NEED TO KNOW?
- HOW TO SET UP RULES AS THE GROUP?
- HOW TO SET UP A PBL PROJECT?
- HOW TO ENGAGE STUDENTS AT THE BEGINNING OF THE PROJECT?
- HOW TO GET EXPERTS?
- IS IT NECESSARY TO WORK TOGETHER?
- HOW CAN I INVOLVE ALL THE SUBJECTS? IS IT NECESSARY?
- MINIMUM / MAXIMUM NUMBER OF MEMBERS?
- HOW MUCH TIME SHOULD WE HAVE?
- CAN OUR SCHEDULE BE ADJUSTED?
- IS THERE ANY LIMITATION?
- HOW DO WE ASSESS OUR PROJECT?
- HOW CAN WE SHARE OUR PROJECT?



<b>DRIVING QUESTIONS</b> What are the driving questions?		<b>SUBJECT INVOLVED</b> Which subject is involved?	
<b>LEARNING GOALS</b> What are the learning goals?	<b>ISSUING OUTCOMES</b> What are the issuing outcomes?	<b>MODE OF ASSESSMENT</b> What are the modes of assessment?	<b>LEARNING ACTIVITIES</b> What are the learning activities?
<b>HOW MUCH TIME SHOULD WE HAVE?</b> How much time should we have?	<b>PROJECT DIRECTIONS</b> What are the project directions?	<b>EXIST DESCRIPTION</b> What is the existing description?	<b>WHAT INDIVIDUAL ASSESSMENT WILL BE PRESENT?</b> What individual assessment will be present?
<b>MAJOR PRODUCT AT THE END OF THE PROJECT</b> What is the major product at the end of the project?	<b>EXTERNAL INVOLVEMENT</b> What is the external involvement?	<b>WHAT RESOURCES OR SUPPORT WILL I USE TO MANAGE THE PROJECT?</b> What resources or support will I use to manage the project?	<b>WHAT ISSUES WILL I USE? WILL I HAVE TO PREPARE FOR THE PROJECT?</b> What issues will I use? Will I have to prepare for the project?
<b>TEAM</b> What is the team?	<b>THE PARTS</b> What are the parts?		







## What is PBL? – Key aspects of the PBL discipline


- In group, create 5 collages, one for each paragraph received. Each collage should be a visual representation of the content of each paragraph. Don't attach the paragraph in the corresponding collage.
- Looking at the other group poster, using your interpretation skills, match each collage with the correspondent paragraph.
- When every group has completed the previous tasks, you will receive other 5 pieces of paper, the titles of the paragraph. Find the combination between collage and title.

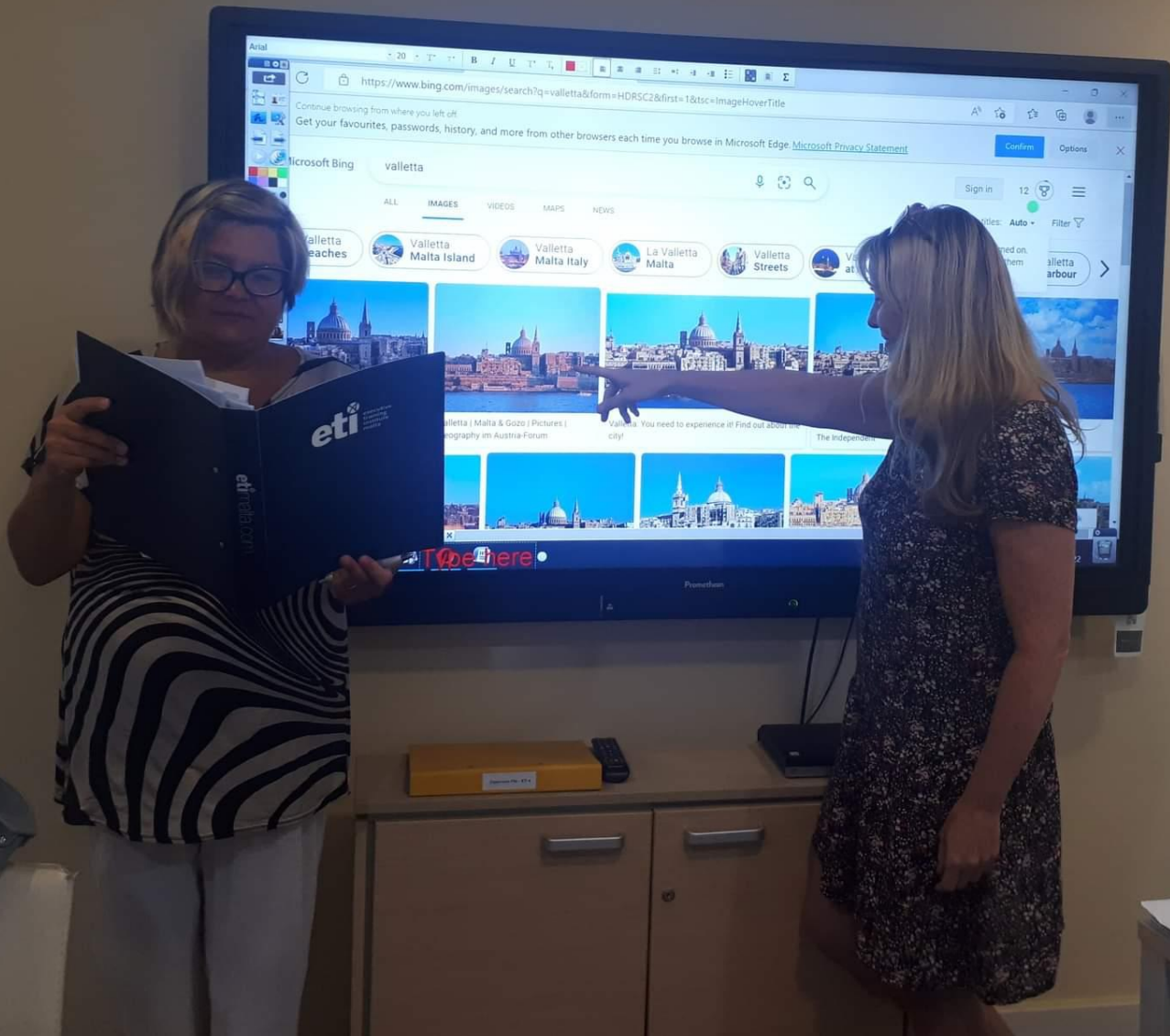
Training courses for education staff - www.pblacademy.com





# *Fluency and English Language Development for Educational Staff*

- 2–tygodniowy kurs języka angielskiego rozwijający płynność i umiejętności komunikacyjne, aby pewniej wyrażać się w języku angielskim
  - Malta
  - 3 uczestników
- 







pools  
www.languages.dk

Classrooms  
Classrooms

awesome  
/v.sam/

eti  
teacher training  
development  
malta

rainingmalta.com

Hand icon  
www.vysgouz

eti

eti

eti

eti

eti

eti

intensive  
english

ese-edu.com

Learn

general

private tuition

enjoy your stay

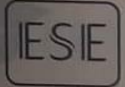
www.ese-edu.com

www.ese-edu.com

academic year course

Learning for Life

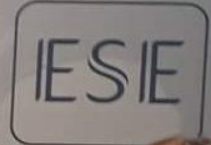
Senior club



for Life



gen  
you  
Learn



# *Methodology Revisited, Revitalised, Reenergised– Language Teaching Methodology*

- ▶ 2– tygodniowy kurs metodyczny dla nauczycieli języków obcych
- ▶ Zapoznał uczestników z technikami i metodami pozwalającymi ożywić zajęcia językowe, by stworzyć stymulujące środowisko do nauki.
- ▶ Malta
- ▶ 3 uczestników







BARBARA









the best way to visit the Island's main attractions




malta sightseeing

THE MALTABUS EXPERIENCE

Malta & Gozo  
Historic Tours

hop on

## *Special Needs: The Challenge of Inclusion*

- ▶ 10- dniowy kurs zapoznający uczestników z pomysłami na wdrożenie w szkołach edukacji włączającej uczniów ze specjalnymi potrzebami.
  - ▶ Kurs obejmował pracę praktyczną z wizytami w różnego rodzaju szkołach, publicznych i prywatnych.
  - ▶ Portugalia
  - ▶ 3 uczestników
- 



Lucia Lorenzini  
Italy

Margherita Furio  
Italy

Natalia Kolber  
Poland

Mária Moskál'ová  
Slovakia

2022/7/4 15:05



Lucia Lorr'ová

Martina Kujovská  
Slovakia

Margherita Furo  
Italy

Mária Moskál'ová  
Slovakia

2022/7/4 17:04

CONGRESS CENTER WI-FI  
LINE:  
Hotel\_do\_mar\_Congressos  
PASSWORD:  
Hmar\_cong



Mylene Sparton  
France

Ewelina Mańsić  
Poland

Renata Bylica  
Poland

Mária Moskáľová  
Slovakia

Martina Kuljovská  
Slovakia

Lucia L  
Slovakia

Margherita Furio  
Italy

CREE  
Sesimbra



The slide features a torn paper graphic of the Polish flag (white on top, red on bottom) on the left. To the right, there are three paragraphs of text. At the bottom of the slide, a small map of Poland is shown with four location pins: Andrychow (blue), Cracow (green), Sulkowice (yellow), and Zakopane (blue). The entire slide is displayed within a browser window interface.

We are from Poland, from the small village Sulkowice, in the south of Poland.

Sulkowice is close to Andrychow, Cracow and Zakopane

Our village is located in a beautiful area surrounded by hills, valleys.






ESCOLA  
BÁSICA 2,3  
*Pedro Eanes Lobato*  
AMBORA



*Outdoor education: Environmental and culture heritage exploration and story-telling.  
Cultural ecology.*


- ▶ 10- dniowy kurs zapoznający uczestników z metodami i narzędziami edukacji pozaformalnej sprzyjającymi zdobywaniu wiedzy o dziedzictwie kulturowym i środowiskowym oraz kształtowaniu postaw proekologicznych.
- ▶ Włochy
- ▶ 3 uczestników



IN THIS CLASSROOM  
SPEAK ONLY  
ENGLISH



## "CREECE Project"



The CREECE Project (Community for the Ecological Restoration of the Past of the Small Corridor) is an Educational Innovation project that is aimed at the entire community of the town of Azuara. The project involves the participation of all levels of education in the town, Balle City Council of Azuara, the University of Granada, the Faculty Center of Granada and other private entities.

The person responsible for the project is Mrs. Esther Sáez Muñoz, Primary Education teacher of the CEP Azuara de Azuara, the center that provides the project, although the coordination with the different educational centers will be carried out through our scientific advisor, the Doctor in Biology José Manuel Prigot and the Coordinator D. Juan de Dios Fernández Gámez.

## "EvoluTICcvos"





**CORSI DI LINGUA INGLESE**  
 Insegnante madrelingua  
 PER STUDENTI E ADULTI DI TUTTI I LIVELLI  
 CORSI MIRATI PER ADDETTI AL SETTORE COMMERCIALE  
 Rosemary's English School - Roma | Tel: +39 06 47811111 | www.englishschool.it

**SCOPRI LA DIFFERENZA. ISCRIVITI!**  
**ROSEMARY'S ENGLISH SCHOOL**  
 insegnante madrelingua  
 CORSI DI LINGUA INGLESE PER BAMBINI, STUDENTI E ADULTI DI TUTTI I LIVELLI  
 CORSI MIRATI PER OPERATORI DEL SETTORE TURISTICO-COMMERCIALE  
 Preparazione per esami Cambridge Young Learners, A1, A2, B1, B2, C1, C2  
 Rosemary's English School - Roma | Tel: +39 06 47811111 | www.englishschool.it

**ENGLISH?**  
**ROSEMARY'S ENGLISH SCHOOL**  
 insegnante madrelingua  
 CORSI DI LINGUA INGLESE PER BAMBINI, STUDENTI E ADULTI DI TUTTI I LIVELLI  
 CORSI MIRATI PER OPERATORI DEL SETTORE TURISTICO-COMMERCIALE  
 Preparazione per esami Cambridge Young Learners, A1, A2, B1, B2, C1, C2  
 Rosemary's English School - Roma | Tel: +39 06 47811111 | www.englishschool.it  
 INIZIO CORSI: 1 OTTOBRE

**ROSEMARY'S ENGLISH SCHOOL**  
 insegnante madrelingua  
 CORSI DI LINGUA INGLESE PER BAMBINI, STUDENTI E ADULTI DI TUTTI I LIVELLI  
 CORSI MIRATI PER OPERATORI DEL SETTORE TURISTICO-COMMERCIALE  
 Preparazione per esami Cambridge Young Learners, A1, A2, B1, B2, C1, C2  
 Rosemary's English School - Roma | Tel: +39 06 47811111 | www.englishschool.it  
 INIZIO CORSI: 2 OTTOBRE

**ENGLISH**  
**CORSI DI LINGUA**  
 Per studenti diplomati con esami a livello di tutti i livelli  
 Insegnante madrelingua inglese  
 Preparazione per Cambridge Examinations  
**I CORSI AVVIANO INIZIO IL 1 OTTOBRE**

**HAIR OR HARE?**  
**ROSEMARY'S ENGLISH SCHOOL**  
 insegnante madrelingua  
**DAL 1° OTTOBRE**  
 CORSI DI LINGUA INGLESE PER BAMBINI, STUDENTI E ADULTI DI TUTTI I LIVELLI  
 CORSI MIRATI PER OPERATORI DEL SETTORE TURISTICO-COMMERCIALE  
 Preparazione per esami Cambridge Young Learners, A1, A2, B1, B2, C1, C2  
 Rosemary's English School - Roma | Tel: +39 06 47811111 | www.englishschool.it

**LINGUA INGLESE**  
 English to  
 convert







# **ERASMUS+**

***KSZTAŁCI***

***ROZWIJA***

***OTWIERA UMYSŁY***

***PRZEŁAMUJE BARIERY***

***INSPIRUJE***

***INTEGRUJE***